

PROJECT NAME	JOB NO.	QUANTITY	ITEM NO
--------------	---------	----------	---------

# Bakery lift-up glass case

MODEL LLEGB



Bakery lift-up glass case Model LLEGB

### General Information

Refcon Bakery service cases offer outstanding display opportunities for bakery retailers in both refrigerated and dry environments and in four lengths up to 76 in (1930 mm).

The Refcon Legend profile gives you all the display volume you need in a contemporary case design that combines esthetics with the functionality.

The lift-up glass case makes loading and unloading easy. Attractive curved front glass lifts easily and closes gently on gas springs. Mirrored rear doors and side walls amplify light and give you that "endless" look that helps create dynamic displays for your baked goods.

Refcon Bakery lift-up glass cases are attractive, quiet, and built from tough, easy-to-clean laminates, stainless steel, and tempered glass. Standard 3500K interior lighting offers a bright, attention-getting display. Electronic temperature and defrost control and digital temperature display makes it easy keep products cold while using energy efficiently.

Available with self-contained or remote refrigeration. Many options are available, including glass shelves, glass ends or custom powder painted interior. Cases can also be designed for a continuous case line up.

### Standard Features

- Tempered curved glass lifts and closes easily on gas springs.
- (3) Glass shelves with lights (18", 22", 24")
- Chrome shelf brackets.
- Stainless steel deck.
- Mirror ends
- One-way mirrored rear loading doors.
- Exterior standard grade plastic laminate (matte finish).
- 3500K fluorescent lights.
- Condensate evaporator (self-contained units).
- Digital temperature display.
- Electronic temperature and defrost control (self-contained units).

### Options

- Glass ends
- Black powder painted interior
- White powder painted interior
- Custom powder painted interior
- Front cart bumper
- Front bread shelf
- Continuous case line-up
- Chrome wire shelves
- GFI convenience outlet 15A
- Remote refrigeration temperature control package
- Extra 18" shelf with light
- LED lighting
- Front glass locks
- Rear door locks
- Power cord and plug
- 1-year labor warranty
- 5-year compressor warranty

Designed to operate in air conditioned space maintained at 75°F (24°C) and 55% relative humidity. Continuing product improvement may subject specifications to change without notice.

CUSTOMER NAME	
<input type="checkbox"/> APPROVED	<input type="checkbox"/> APPROVED AS NOTED
<input type="checkbox"/> RESUBMIT	
AUTHORIZED SIGNATURE	DATE

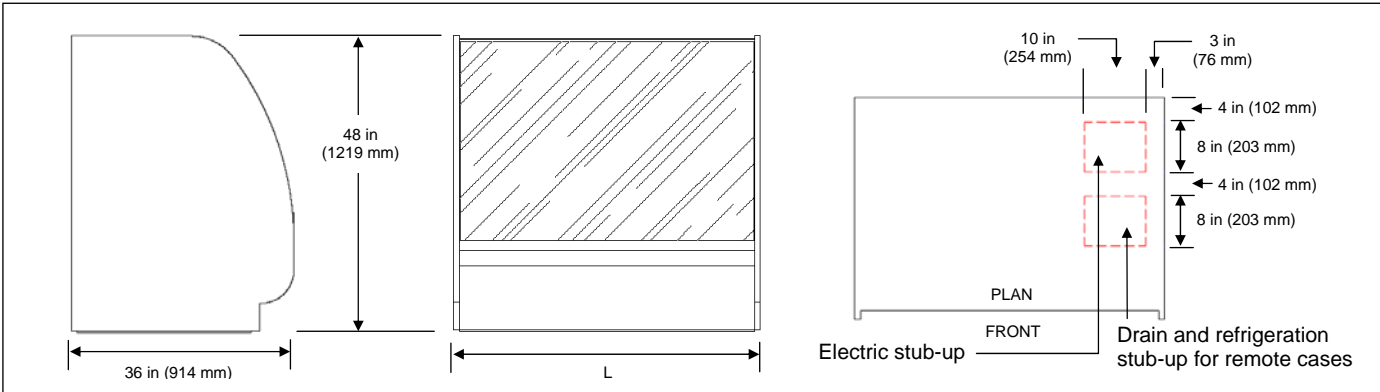


**Refcon Inc.**  
 335 Chestnut Street Norwood, NJ 07648 USA  
 Tel: (201) 750-5060  
 Fax: (201) 750-5066  
 e-mail: sales@refconcase.com  
 www.refconcase.com

PROJECT	ITEM NO
---------	---------

# Bakery lift-up glass case

MODEL **LLEGB**







	Model	Dimensions		Refrigeration requirements	Crated Weight	
		(L x D x H) in	(L x D x H) mm		lb	kg
Self-contained Refrigeration	LLEGBS036	38 x 36 x 48	965 x 914 x 1219	1/4 HP	650	295
	LLEGBS048	50 x 36 x 48	1270 x 914 x 1219	1/3 HP	750	341
	LLEGBS056	58 x 36 x 48	1473 x 914 x 1219	1/3 HP	825	375
	LLEGBS074	76 x 36 x 48	1930 x 914 x 1219	1/2 HP	1050	477
Remote Refrigeration (R404a)	LLEGBR036	38 x 36 x 48	965 x 914 x 1219	1500 @ +15	610	277
	LLEGBR048	50 x 36 x 48	1270 x 914 x 1219	2000 @ +15	710	322
	LLEGBR056	58 x 36 x 48	1473 x 914 x 1219	2500 @ +15	785	356
	LLEGBR074	76 x 36 x 48	1930 x 914 x 1219	3000 @ +15	1000	454
Dry	LLEGBD036	38 x 36 x 48	965 x 914 x 1219	NA	520	236
	LLEGBD048	50 x 36 x 48	1270 x 914 x 1219	NA	600	272
	LLEGBD056	58 x 36 x 48	1473 x 914 x 1219	NA	700	318
	LLEGBD074	76 x 36 x 48	1930 x 914 x 1219	NA	865	393

### Laboratory Certifications



### Electrical

	Model	Volts	Phase	Cycle/Hz	Watts	MCA	Plug type (optional)
Self-contained Refrigeration	LLEGBS036	120	1	60	1490	13	NEMA 5-15P 
	LLEGBS048	120	1	60	1560	13	
	LLEGBS056	120	1	60	1560	13	
	LLEGBS074	120	1	60	1904	16	NEMA L5-20P 
Remote Refrigeration (R404a)	LLEGBR036	120	1	60	206	3	NEMA 5-15P 
	LLEGBR048	120	1	60	263	3	
	LLEGBR056	120	1	60	263	3	
	LLEGBR074	120	1	60	416	5	
Dry	LLEGBD036	120	1	60	181	2	NEMA 5-15P 
	LLEGBD048	120	1	60	213	3	
	LLEGBD056	120	1	60	213	3	
	LLEGBD074	120	1	60	366	4	

NOTE: Floor drain required for remote units.

Please specify exterior finish:



**Refcon Inc.**  
Tel: (201) 750-5060  
[www.refconcase.com](http://www.refconcase.com)