

PROJECT NAME	JOB NO.	QUANTITY	ITEM NO
--------------	---------	----------	---------

Bakery self-service case

MODEL **SLEGB**



Bakery self-service case Model SLEGB

General Information

Refcon Bakery self-service cases offer outstanding display opportunities for bakery retailers in both refrigerated and dry environments and in four lengths up to 76 in (1930 mm).

The Refcon Legend profile gives you all the display volume you need in a contemporary case design that

combines esthetics with functionality.

The self-service case makes it fast and convenient for customers to select their favorites and be on their way. With the contemporary and attractive Refcon self-service cases in your frontline, your bakery's sales will be on their way—up!

Refcon Bakery self-service cases are attractive, quiet, and built from tough, easy-to-clean laminates and stainless steel. Standard 3500K interior lighting offers a bright, attention-getting display. Electronic temperature and defrost control and digital temperature display makes it easy to keep products cold while using energy efficiently.

Available with self-contained or remote refrigeration. Many options are available, including glass shelves, glass ends or a custom powder painted interior. Cases can also be designed for a continuous case line up.

Standard Features

- Interior stainless steel deck and perforated back.
- Mirror ends.
- (2) Adjustable stainless steel shelves with lights.
- Exterior standard grade plastic laminate (matte finish).
- 3500K fluorescent tube lights.
- Digital temperature display.
- Condensate evaporator (self-contained units).
- Electronic temperature and defrost control (self-contained units).

Options

- Glass ends
- 4 in. exhaust wall standoffs
- Black powder painted interior
- White powder painted interior
- Custom powder painted interior
- Front cart bumper
- Front bread shelf
- Continuous case line up
- Glass shelves
- Extra 18" shelf with light
- LED lighting
- Remote refrigeration temperature control package
- One-way mirrored rear loading door
- High Temp/Humidity refrigeration package: 80°F (27°C) 60% RH (contact Refcon for mechanical specifications)
- Sound reduction package
- GFI convenience outlet 15A
- Power cord and plug
- 1-year labor warranty
- 5-year compressor warranty
- Choice of alternative air flow patterns—see air screen airflow options sheet for details.

Designed to operate in air conditioned space maintained at 75°F (24°C) and 55% relative humidity. Continuing product improvement may subject specifications to change without notice.

CUSTOMER NAME	
<input type="checkbox"/> APPROVED	<input type="checkbox"/> APPROVED AS NOTED
<input type="checkbox"/> RESUBMIT	
AUTHORIZED SIGNATURE	DATE



Refcon Inc.
 335 Chestnut Street Norwood, NJ 07648 USA
 Tel: (201) 750-5060
 Fax: (201) 750-5066

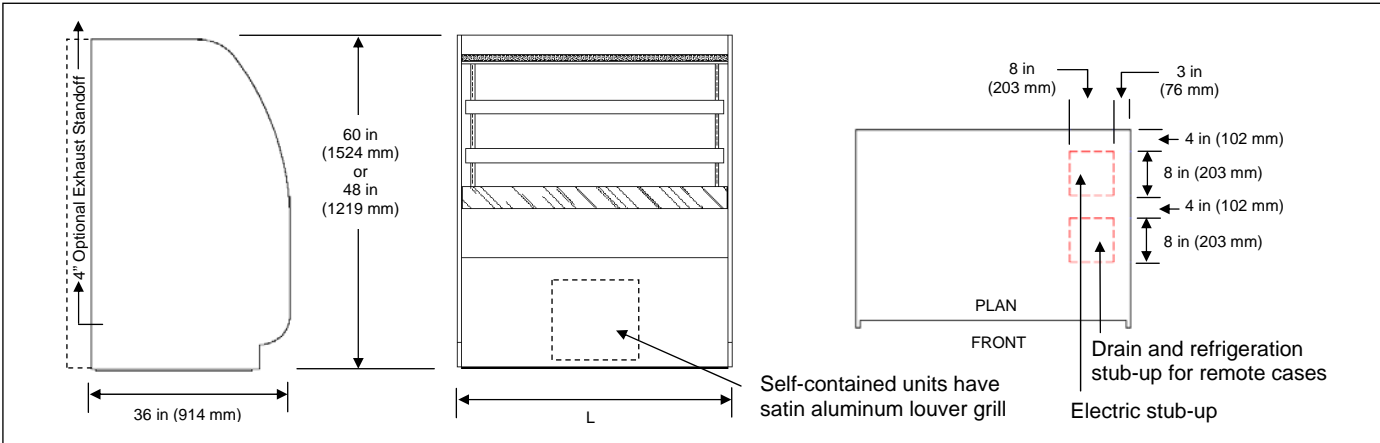
e-mail: sales@refconcase.com

REFCON™ www.refconcase.com

PROJECT	ITEM NO
---------	---------

Bakery self-service case

MODEL **SLEGB**







	Model	Dimensions		Refrigeration requirements	Crated Weight	
		(L x D x H) in	(L x D x H) mm		lb	kg
Self-contained Refrigeration	SLEGBS048	49 1/2 x 36 x 60	1257 x 914 x 1524	3/4 HP	750	341
	SLEGBS072	73 1/2 x 36 x 60	1867 x 914 x 1524	1 HP	860	390
	SLEGBS096	97 1/2 x 36 x 60	2477 x 914 x 1524	1 1/2 HP	980	445
Remote Refrigeration (R404a)	SLEGBR048	49 1/2 x 36 x 48	1257 x 914 x 1219	4800 @ +15	700	318
	SLEGBR072	73 1/2 x 36 x 48	1867 x 914 x 1219	7200 @ +15	800	363
	SLEGBR096	97 1/2 x 36 x 48	2477 x 914 x 1219	9600 @ +15	900	409
	SLEGBR144	145 1/2 x 36 x 48	3565 x 914 x 1219	14400 @ +15	1400	636
Dry	SLEGBD048	49 1/2 x 36 x 48	1257 x 914 x 1219	N/A	670	304
	SLEGBD072	73 1/2 x 36 x 48	1867 x 914 x 1219	N/A	760	345
	SLEGBD096	97 1/2 x 36 x 48	2477 x 914 x 1219	N/A	850	386
	SLEGBD144	145 1/2 x 36 x 48	3565 x 914 x 1219	N/A	1300	590

Laboratory certifications



Electrical

	Model	Volts	Phase	Cycle/Hz	Watts	MCA	Plug type (optional)
Self-contained Refrigeration	SLEGBS048	120	1	60	2880	29	NEMA L5-30P 
	SLEGBS072	120-208	1	60	3556	21.5	NEMA L14-30P 
	SLEGBS096	120-208	1	60	4450	27.4	
Remote Refrigeration (R404a)	SLEGBR048	120	1	60	257	3	NEMA 5-15P 
	SLEGBR072	120	1	60	287	3	
	SLEGBR096	120	1	60	515	6	
	SLEGBR144	120	1	60	575	6	
Dry	SLEGBD048	120	1	60	188	2	NEMA 5-15P 
	SLEGBD072	120	1	60	218	3	
	SLEGBD096	120	1	60	376	4	
	SLEGBD144	120	1	60	436	5	

NOTE: 1) Floor drain required for remote units. 2) See air screen airflow options sheet.

Please specify exterior finish:



Refcon Inc.

Tel: (201) 750-5060
www.refconcase.com