

PROJECT NAME	JOB NO.	QUANTITY	ITEM NO
-----------------	---------	----------	---------

Cafeteria self-service air screen case

MODEL M/SWIND



Cafeteria air screen case, Model M/SWIND shown with pocket security doors.

General Information

Refcon cafeteria service cases offer contemporary design in a well-built, highly functional case.

The Cafeteria M/SWIND air screen case offers operators a high-volume, energy efficient self-service display that puts the free-standing upright case concept right into your custom counter line. Stainless steel deck and back wall, lighted shelves and interior mirrored ends are all standard. Refcon Air Screen cases are attractive, quiet, and built from tough, easy-to-clean stainless steel and laminates. Standard 3500K interior lighting offers a bright, attention-getting display. Electronic temperature and defrost control with digital temperature display makes it easy to keep products cold while using energy efficiently.

Refcon cafeteria air screen cases are available in four standard lengths and are often specified as

“drop-in” items, ready to install directly into your counters.

We can also integrate the air screen case into a complete, custom cafeteria counter line with a variety of dry, heated, refrigerated and self-service cases according to designers specifications.

In addition, we offer several contemporary design concepts, such as “floating counters” that use pedestal bases to create an open look. Everything you want and need, from the basics to the exotic, from one trusted source.

Standard Features

- Stainless steel interior.
- (3) 12 in. (305 mm) adjustable lighted shelves with price molding.
- Mirrored end panels.
- Exterior standard grade plastic laminate (matte.)
- (4) 3500K fluorescent tube lights.
- Condensate evaporator (self-contained units).
- Digital temperature display.
- Electronic temperature and defrost control (self-contained units.)
- 6 ft. power cord and plug.

Options

- Glass ends
- Custom base counter
- Stainless steel exterior
- One-way mirror rear loading doors
 - Rear door lock
- Pull-down plastic energy shade
- Remote refrigeration (R404a)
 - Remote refrigeration temperature control package
- 1-year labor warranty
- 5-year compressor warranty

Security Options

- Removable Lexan® panels
- Pocket doors
- Roll-down shutter

Designed to operate in air conditioned space maintained at 75°F (24°C) and 55% relative humidity. Continuing product improvement may subject specifications to change without notice.

CUSTOMER NAME	
<input type="checkbox"/> APPROVED	<input type="checkbox"/> APPROVED AS NOTED
<input type="checkbox"/> RESUBMIT	
AUTHORIZED SIGNATURE	DATE

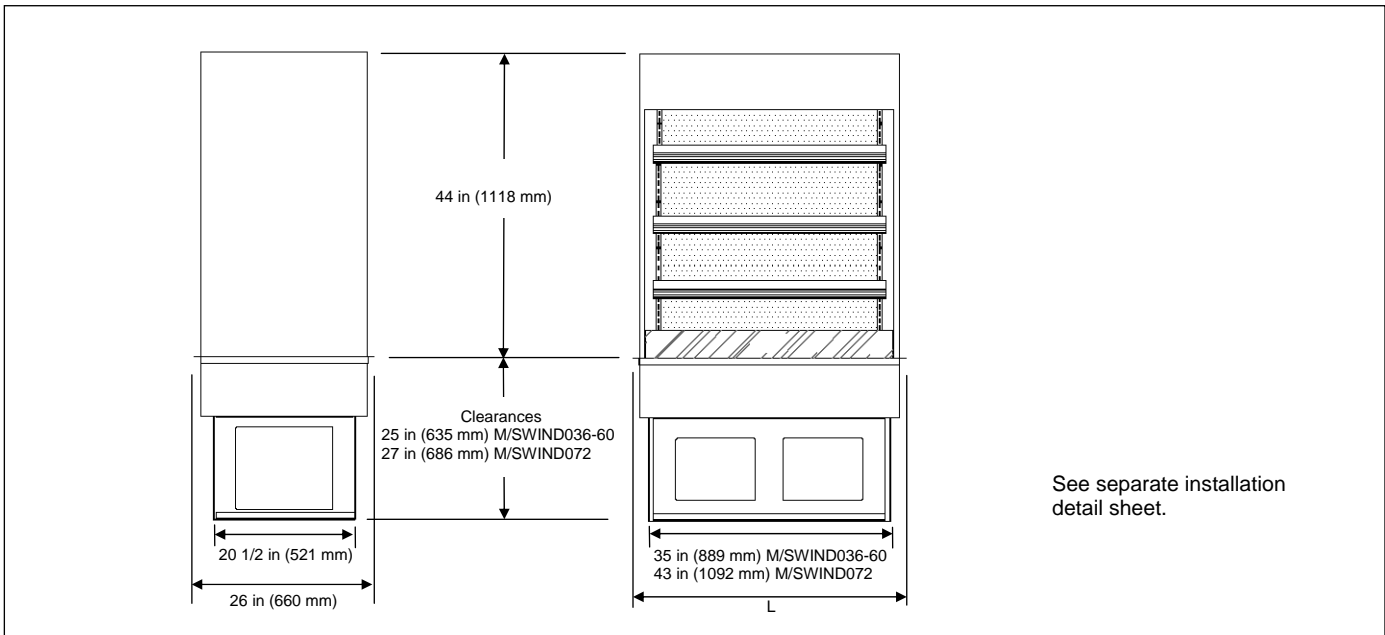


Refcon Inc.
 335 Chestnut Street Norwood, NJ 07648 USA
 Tel: (201) 750-5060
 Fax: (201) 750-5066
 e-mail: sales@refconcase.com
www.refconcase.com

PROJECT	ITEM NO
---------	---------

Cafeteria self-service air screen case

MODEL M/SWIND



Model	Dimensions (drop-in)		Refrigeration requirements	Crated Weight	
	(L x D x H) in	(L x D x H) mm		lb	kg
M/SWINDS036	39 1/2 x 26 x 44	1003 x 660 x 1118	1/2 HP	300	136
M/SWINDS048	51 1/2 x 26 x 44	1308 x 660 x 1118	3/4 HP	375	170
M/SWINDS060	63 1/2 x 26 x 44	1613 x 660 x 1118	3/4 HP	475	216
M/SWINDS072	75 1/2 x 26 x 44	1918 x 660 x 1118	1 HP	575	261




Laboratory certifications



Clearances: Varies. See separate installation detail sheet.

Cutout: Subtract 1 1/2 in. (38 mm) from length and width dimensions.

Electrical

Model	Volts	Phase	Cycle/Hz	Watts	MCA	Plug type
M/SWINDS036	120	1	60	2966	27	NEMA L5-30P 
M/SWINDS048	120-208	1	60	2655	18	NEMA L14-20P 
M/SWINDS060	120-208	1	60	3292	22	NEMA L14-30P 
M/SWINDS072	120-208	1	60	3385	23	

NOTE: Floor drain required for remote units.

Please specify exterior finish:



Refcon Inc.

Tel: (201) 750-5060
www.refconcase.com