

| | | | |
|--------------|---------|----------|---------|
| PROJECT NAME | JOB NO. | QUANTITY | ITEM NO |
|--------------|---------|----------|---------|

Deli combo case

Lift-up glass service over self-service

MODEL L/SLEGB



Deli lift-up glass service over self-service combo case Model L/SLEGB

General Information

Refcon deli combo cases combine a sleek full-service refrigerated case with a refrigerated self-service section into one compact footprint. With large capacity and effective presentation in both sections, Refcon combo cases can significantly

increase your menu through-put without adding a single linear foot to your case line.

Customers will appreciate the easy access to their prepackaged deli favorites in the self-serve section. An adjustable angle shelf is standard, giving you plenty of highly visible area to display menu items for impulse purchase.

More fresh deli delights are ready to be served from behind a beautiful curved lift-up glass service case with stainless steel deck, sliding rear doors and Lexan® ends, all standard.

With an optional lighted shelf in the service section, you can add even more capacity and flexibility to your presentation ideas. Refcon combo cases are made with tough, easy-to-clean materials, such as tempered glass, stainless steel and laminates.

Standard Features

- Tempered curved glass.
- Service section
 - Stainless steel deck.
 - One-way mirror rear loading doors.
 - Lexan® ends.
 - Overhead light.
- Self-serve section:
 - Stainless steel deck and rear plenum.
 - Overhead light.
 - (1) 12 in (305 mm) stainless steel adjustable-angle shelf with light in self-service base.

- Exterior standard grade plastic laminate (matte finish).
- 3500K fluorescent lights.
- Digital temperature display.
- Condensate evaporator (self-contained units).
- Electronic temperature and defrost control (self-contained units).
- Open rear storage (remote units).

Options

- Front cart bumper
- 12 in. (305 mm) shelf with light in service section.
- Remote refrigeration temperature control package
- LED lighting
- Power cord and plug
- 1-year labor warranty
- 5-year compressor warranty

Designed to operate in air conditioned space maintained at 75°F (24°C) and 55% relative humidity. Continuing product improvement may subject specifications to change without notice.

| | |
|-----------------------------------|--|
| CUSTOMER NAME | |
| <input type="checkbox"/> APPROVED | <input type="checkbox"/> APPROVED AS NOTED |
| <input type="checkbox"/> RESUBMIT | |
| AUTHORIZED SIGNATURE | DATE |



Refcon Inc.
 335 Chestnut Street Norwood, NJ 07648 USA
 Tel: (201) 750-5060
 Fax: (201) 750-5066
 e-mail: sales@refconcase.com
REFCON™ www.refconcase.com

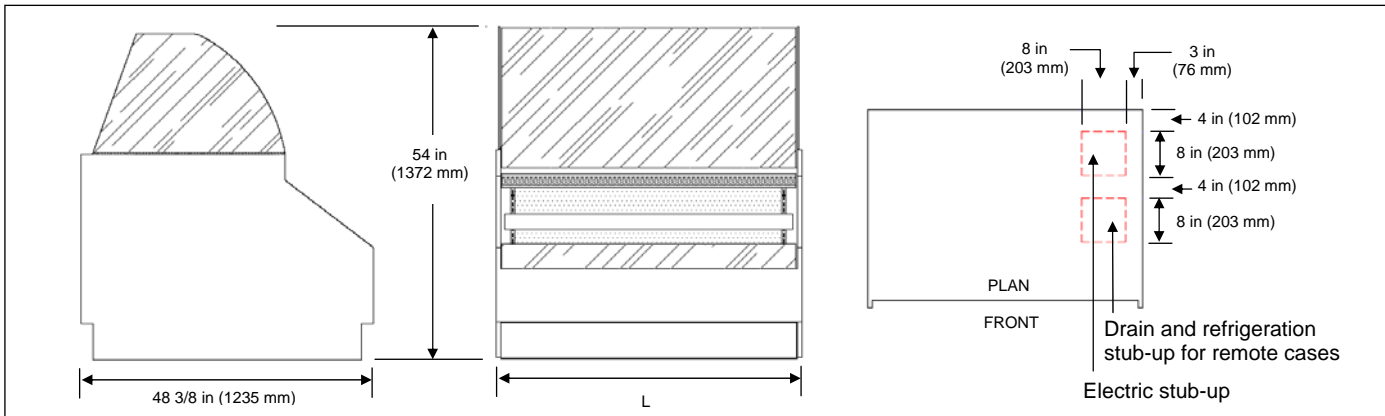
PROJECT

ITEM NO





Deli combo case

Lift-up glass service over self-service

MODEL L/SLEGB



| | Model | Dimensions | | Refrigeration requirements | | Crated Weight | |
|------------------------------|-------------|-----------------------|--------------------|----------------------------|------------|---------------|------|
| | | (L x D x H) in | (L x D x H) mm | | | lb | kg |
| Self-contained Refrigeration | L/SLEGBS048 | 49 1/2 x 48 3/8 x 54 | 1257 x 1235 x 1372 | 1/2 HP | | 988 | 449 |
| | L/SLEGBS057 | 58 1/2 x 48 3/8 x 54 | 1486 x 1235 x 1372 | 1/2 HP | | 1063 | 483 |
| | L/SLEGBS072 | 73 1/2 x 48 3/8 x 54 | 1867 x 1235 x 1372 | 3/4 HP | | 1138 | 517 |
| | L/SLEGBS096 | 97 1/2 x 48 3/8 x 54 | 2477 x 1235 x 1372 | 1 HP | | 1475 | 670 |
| | L/SLEGBS114 | 115 1/2 x 48 3/8 x 54 | 2934 x 1235 x 1372 | 1 1/2 HP | | 2126 | 965 |
| | L/SLEGBS144 | 145 1/2 x 48 3/8 x 54 | 3696 x 1235 x 1372 | 1 1/2 HP | | 2964 | 1347 |
| Remote Refrigeration (R404a) | | | | Service | Self-serve | | |
| | L/SLEGBR048 | 49 1/2 x 48 3/8 x 54 | 1257 x 1235 x 1372 | 1000 @ +15 | 2600 @ +15 | 988 | 449 |
| | L/SLEGBR057 | 58 1/2 x 48 3/8 x 54 | 1486 x 1235 x 1372 | 1250 @ +15 | 3250 @ +15 | 1063 | 483 |
| | L/SLEGBR072 | 73 1/2 x 48 3/8 x 54 | 1867 x 1235 x 1372 | 1500 @ +15 | 3900 @ +15 | 1138 | 517 |
| | L/SLEGBR096 | 97 1/2 x 48 3/8 x 54 | 2477 x 1235 x 1372 | 2000 @ +15 | 5200 @ +15 | 1475 | 670 |
| | L/SLEGBR114 | 115 1/2 x 48 3/8 x 54 | 2934 x 1235 x 1372 | 2500 @ +15 | 6500 @ +15 | 2126 | 965 |
| | L/SLEGBR144 | 145 1/2 x 48 3/8 x 54 | 3696 x 1235 x 1372 | 3000 @ +15 | 8000 @ +15 | 2964 | 1347 |

| Electrical | Model | Volts | Phase | Cycle/Hz | Watts | MCA | Plug type (optional) |
|------------------------------|-------------|---------|-------|----------|-------|------|--|
| Self-contained Refrigeration | L/SLEGBS048 | 120 | 1 | 60 | 1509 | 14.9 | NEMA 5-15P  |
| | L/SLEGBS057 | 120 | 1 | 60 | 2679 | 26.9 | NEMA L5-30P  |
| | L/SLEGBS072 | 120-208 | 1 | 60 | 3592 | 23.2 | NEMA L14-30P  |
| | L/SLEGBS096 | 120-208 | 1 | 60 | 4163 | 25.7 | |
| | L/SLEGBS114 | 120-208 | 1 | 60 | 4750 | 29.3 | |
| | L/SLEGBS144 | 120-208 | 1 | 60 | 5198 | 32.5 | N/A |
| Remote Refrigeration (R404a) | L/SLEGBR048 | 120 | 1 | 60 | 238 | 3 | NEMA 5-15P  |
| | L/SLEGBR057 | 120 | 1 | 60 | 266 | 3 | |
| | L/SLEGBR072 | 120 | 1 | 60 | 392 | 5 | |
| | L/SLEGBR096 | 120 | 1 | 60 | 476 | 5 | |
| | L/SLEGBR114 | 120 | 1 | 60 | 532 | 6 | |
| | L/SLEGBR144 | 120 | 1 | 60 | 807 | 9 | |

Laboratory certifications



NOTE: Floor drain required for remote units.

Please specify exterior finish:



Refcon Inc.

Tel: (201) 750-5060
www.refconcase.com