

PROJECT NAME	JOB NO.	QUANTITY	ITEM NO
--------------	---------	----------	---------

# Cafeteria refrigerated tower case

MODEL M/SLEGDS-HB



Cafeteria self-serve refrigerated tower case Model M/SLEGDS-HB shown with optional 2-level deck.

## General Information

Refcon cafeteria service cases offer contemporary design in a well-built, highly functional case.

The M/SLEGDS-HB self-service refrigerated tower case offers exceptional brand visibility in a compact countertop display. A stainless steel deck and rear plenum, and clear Lexan® end panels are standard. Optional two-

level stainless steel deck and glass lighted shelf make selection easier for customers while keeping products cold.

Refcon M/SLEGDS-HB models are available in four standard lengths and are often specified as "drop-in" items, ready to install directly into your counters.

We can also integrate the tower case into a complete, custom cafeteria counter line with a variety of dry, heated, refrigerated and self-service cases according to designers specifications.

In addition, we offer several contemporary design concepts, such as "floating counters" that use pedestal bases to create an open look. Everything you want and need, from the basics to the exotic, from one trusted source.

## Standard Features

- Stainless steel interior and exterior.
- Lexan® ends.
- Condensate evaporator (self-contained units).
- Digital temperature display.
- Electronic temperature and defrost control (self-contained units.)
- 6 ft. power cord and plug.

## Options

- Two-level stainless steel deck
- 8" glass shelf with 3500K fluorescent light
- One-way mirror rear loading doors
- Custom case length
- Custom base counter
- Remote refrigeration (R404a)
  - Remote refrigeration temperature control package
- 1-year labor warranty
- 5-year compressor warranty

Designed to operate in air conditioned space maintained at 75°F (24°C) and 55% relative humidity. Continuing product improvement may subject specifications to change without notice.

CUSTOMER NAME	
<input type="checkbox"/> APPROVED	<input type="checkbox"/> APPROVED AS NOTED <input type="checkbox"/> RESUBMIT
AUTHORIZED SIGNATURE	DATE

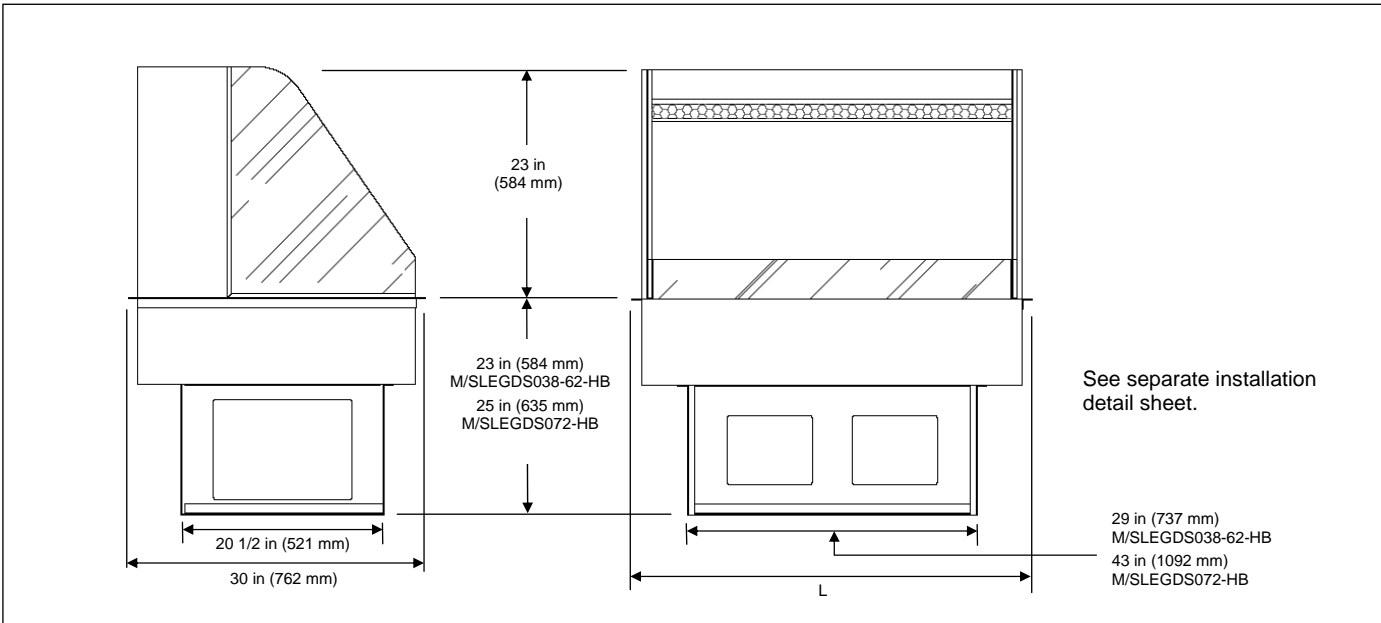


**Refcon Inc.**  
 335 Chestnut Street Norwood, NJ 07648 USA  
 Tel: (201) 750-5060  
 Fax: (201) 750-5066  
 e-mail: sales@refconcase.com  
**REFCON™**    [www.refconcase.com](http://www.refconcase.com)

PROJECT	ITEM NO
---------	---------

# Cafeteria refrigerated tower case

MODEL M/SLEGDS-HB



Model	Dimensions		Refrigeration requirements	Crated Weight	
	(L x D x H) in	(L x D x H) mm		lb	kg
M/SLEGDS038-HB	40 x 30 x 23	1016 x 762 x 584	1/3 HP	375	170
M/SLEGDS050-HB	52 x 30 x 23	1321 x 762 x 584	1/2 HP	475	216
M/SLEGDS062-HB	64 x 30 x 23	1626 x 762 x 584	1/2 HP	500	227
M/SLEGDS072-HB	74 x 30 x 23	1880 x 762 x 584	3/4 HP	550	250



## Laboratory certifications



**Clearances:** Varies. See separate installation detail sheet.

**Cutout:** Subtract 1 1/2 in. (38 mm) from length and depth dimensions.

## Electrical

Model	Volts	Phase	Cycle/Hz	Watts	MCA	Plug type
M/SLEGDS038-HB	120	1	60	1322	12	NEMA 5-15P 
M/SLEGDS050-HB	120	1	60	1514	13	
M/SLEGDS062-HB	120	1	60	1538	13	
M/SLEGDS072-HB	120-208	1	60	2423	16	NEMA L14-20P 

NOTE: Floor drain required for remote units.

Please specify exterior finish:



Refcon Inc.

Tel: (201) 750-5060  
www.refconcase.com